

SENSOLITE®
SEJTMŰKÖDÉST REGENERÁLÓ POLARIZÁLT FÉNY-TERÁPIÁS RENDSZER

At the beginning of the 1980s a young Hungarian physicist, Márta Fenyő and her research team discovered the stimulative effect of polarized light on all living biological systems, including the significant invigoration of the self-healing abilities of the human body, when used in human therapy. This is mainly explained by the effect of polarized light on the regeneration, revitalization and harmonization of cell function.

THE INVENTION

Jointly with her team the inventor developed and created the lamp emitting polarized light designed for the treatment of human body. After all, the first therapeutic apparatus based on the Hungarian invention started its worldwide career in Switzerland. Since then this healing apparatus has become indispensable for doctors, hospitals, clinics, private practitioners and private persons. Millions of people use this healing lamp the world over, with excellent results.

The sources of polarized light manufactured earlier were designed to conduct successful treatment of only restricted surfaces at a time. Even this design of the apparatus was highly successful in the treatment of various skin problems, wounds, arthritis, sports injuries, and head skin and hair problems.

THE LATEST DEVELOPMENT

The research conducted so far and the results achieved have decidedly proven that, along with the local treatments, polarized light therapy has new and amazing opportunities. In the background of all spectacular cases of local healing is invariably the stimulating effect of polarized light on the immune system, blood circulation and oxygen supply of the cells. Based on the findings of recent years this effect can now be amplified to cover, in a single treatment of relatively short duration, the entire surface of the human body whereby the effect of biological stimulation is rapidly transmitted to all cells of the body, positively influencing their function.

When treating the entire surface of the body the polarized light immediately gets through to the blood stream via the capillary veins thanks to the roughly 1 cm penetration depth, thus rapidly transmitting through the blood circulation the biological stimulation effect to all cells and vital organs of the human organism such as the heart, the liver, the stomach, the spleen, the kidneys and the endocrine glands, etc., thereby exerting a systemic effect on their function.

WHAT ARE THE BENEFICIAL EFFECTS OF THE SURROUND BODY-SURFACE LIGHT TREATMENT?


Polarized light significantly enhances the activity of the immune-competent cells, stabilises the cell membrane of red blood cells and enhances their ability to bind and retain oxygen.

The treatment using polarized light significantly stimulates the activity of T-lymphocytes responsible for recognising and defeating millions of faulty cells produced minute by minute in the human body that subsequently become responsible for serious illnesses and malignant deformations, thereby preventing more or less serious illnesses as well as facilitating and accelerating the recovery from protracted illnesses.

Through the enhanced ability of the red blood cells to bind and retain oxygen more vital oxygen becomes available for each cell, organ and system thereby enhancing the efficiency of musculature and vital organs in growth and function.

To sum up, body surface surround treatment using polarized light may significantly strengthen the immunization of the entire system.

INNOVATION AND CURING



The technical design of sources of polarized light used earlier was not adequate for producing materially larger light-emitting surfaces.

22 years had passed until the conclusions of the same inventor, Márta Fenyő, drew attention to the immense possibilities of the body surface surround light therapy.

Her invention made possible the production of surfaces of optional size and form emitting polarized light. In 2007 the physicist-inventor met Péter Klein, the manager

of a successful company of international renown, with 15 years of manufacturing experience in the field of professional cosmetic equipment.

In cooperation with Swedish medical engineers the team lead by Péter Klein consisting of design and development engineers and industrial engineers has designed and built, for the first time in the world, the magnificent equipment for body surface surround therapy using polarized light inspired by state-of-the-art feats in technology.



This brilliant team has, ultimately, the credit for the creation of Sensolite®, the veritable healing device built on a promising invention that has helped so far many people recover their health, alleviate their pain and make their lives better.

And it is just the beginning!

The invention is under international protection of industrial property. Sensolite®, the source of polarized light designed for the revitalization of the entire human organism created on the basis of the invention is now available for everybody.

We hope that the wonderful features of Sensolite® will soon be far-famed, because this invention is indeed a milestone in the preservation of health, prevention of illnesses and in medical applications in general.



VITALIZING LIGHT – THE LIGHT THERAPY

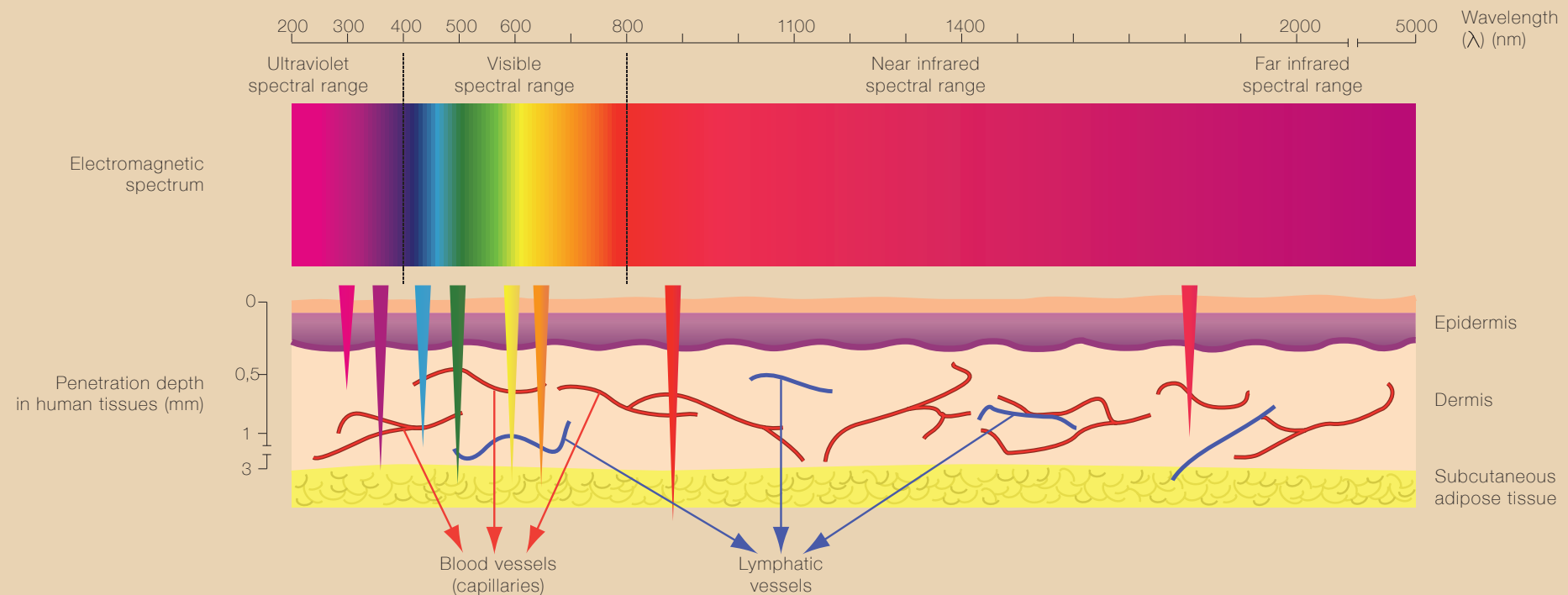
VITALIZING LIGHT – THE LIGHT THERAPY


Starting from the shortest ultraviolet through the visible spectrum to the longest infrared light all kinds of wavelengths are present in the spectrum of the Sun; varying biological effects may be attributed to each wavelength.

The health-giving quality of light is an ancient experience: as early as in the ancient Egypt the treatment using direct sunlight, heliotherapy was extensively used, and Europe inherited from ancient Greece the knowledge of effects of different wavelengths

on the body and health. The real breakthrough in Europe came at the end of the 19th century when sunlight-therapy was used in the treatment of skin tuberculosis. For the success achieved in sunlight-therapy the physician, Niels Ryberg Finsen, was awarded Nobel Prize in 1903. Later on countless scientific studies proved the beneficial effect of various wavelengths on the metabolism, on the nervous and immune systems. Low-intensity polarized light emitted in a broad spectrum has recently brought another breakthrough in healing.

Figure 1 – ELECTROMAGNETIC SPECTRUM OF SUNLIGHT AND PENETRATION DEPTH OF VARIOUS WAVELENGTHS IN HUMAN TISSUES





POLARIZED LIGHT THERAPY

POLARIZED LIGHT THERAPY

Wounds were treated earlier with low-power laser light. Jointly with her fellow inventors Márta Fenyő discovered by experiments and through inference that of all attributes of laser light polarisation was responsible for biostimulation. That is how the invention „A method and equipment for healing wounds and injuries on the body”, in other words, the polarized light therapy embodied in the lamp named Evolite was born.

Applications for Hungarian and international patents for the Evolite lamp were submitted, concurrent efforts in product development and scientific research of the biological effects of polarized light coordinated from the beginning by Márta Fenyő were started.

Polarized light therapy also brought results in the treatment of chronic diseases such as crural ulcer, a veritable endemic in Hungary, acne, the all-time problem of teenagers, and other chronic skin diseases and sports injuries.

Prompt and spectacular results have been achieved in the light therapy of operation scars, burns, headache, rheumatic and arthritic problems, etc. (4, 5, and 6)

In 1986 Biopton (Switzerland) acquired the licence for the production and marketing of polarized light therapy.

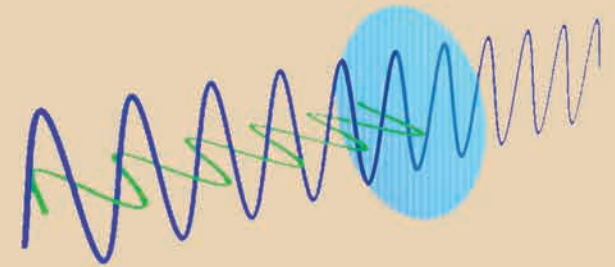
The largest version of the light source (the Biopton lamp) manufactured by this company produces a circle of 15 cm diameter on the illuminated surface.

The lamp was purpose designed for medical applications, with a pleasant yellow light in the visible and near infrared spectral ranges, free of ultraviolet components.

The inventor selected power density so that the approximately 4 J/cm² energy required for the treatment is achieved in a fairly short time.

In most cases the duration of treatments of restricted areas on the skin is in the 2 - 30 minute range. In cases when extensive areas need to be treated, the entire area is scanned by the light beam, which obviously requires a longer time.

Figure 2
POLARIZED LIGHT



Of the light waves oscillating in all directions the polarizer filters out components leaving only one oscillating in an exceptional plane.

The waves of polarized light travel in an exceptional plane of the space. According to the biophysical model developed by the inventor and her research team the electromagnetic field oscillating in this determinate plane slightly reorganizes the polar heads of the lipid bilayer of the cell membrane. By reaching a higher energy level the cell membrane becomes better ordered. This minor structural change results in significant biological effects due to the amplifier role of the cell membrane; it can affect the fluidity and permeability of the membrane, the movements of proteins tightly bound to the membrane, the metabolic and transport processes of the cell. (4)



THE INVENTOR: MÁRTA FENYŐ

Márta Fenyő is a biophysicist. At the beginning of the nineteen eighties she discovered, jointly with her research team, the biological stimulating effect of polarized light.

After all, a Swiss company acquired the licence for production and marketing, thus the apparatus for polarized light therapy, the Bioptron lamp, started its worldwide career in Switzerland.

By 2003 Márta Fenyő upgraded the initial idea and jointly with her partner, Péter Klein providing the engineering and manufacturing background, created the design of Sensolite®, an apparatus for the light treatment of the entire surface of the human body.

At an earlier time Sensolite® was just a cherished project of the biophysicist. As regards appearance this device is similar to the tanning bed, using numerous sources of polarized light. Altogether 1000 lamps generate polarized light to achieve the biopositive effect on the entire surface of the body and the whole organism. The roborant effect of polarized light on the living organism including the stimulation of cell metabolism and reinforcement of the immune system was proven by a number of earlier research projects. Invigorated, recharged with energy and relieved of stress, the patient is capable of much higher performance after treatment than before it.



After graduating from the university Márta Fenyő worked for 9 years at the Medicor Works. In her job she was involved in research in the field of human biology, and she has had passion for this field ever since. Later on, in the frame of her studies for the first academic degree, she explored the biological effects of laser light at the Institute of Biophysics of the SOTE Medical University. At that time she got acquainted with the works of Professor Dr. Endre Mester. He and his colleagues used low power laser light for the treatment of chronic wounds.

To replace the then rather costly source of laser light, Márta Fenyő sought after a device which possesses the biostimulating quality of laser light yet it is simpler, affordable and less dangerous for the eye.

Together with Iván Kertész, a laser physicist, she created the biophysical model of the stimulating effect of laser light. With the assistance of physicians and physicists the first design of the lamp emitting polarized light, the Evolite, was soon developed and used for healing with outstanding results. In the "heroic age"

the clinical efficacy of the lamp was confirmed by the successful treatment of refractory wounds that would not heal in any conventional method. Concurrently with the treatments the first major scientific investigations were carried out that confirmed the significant improvement of the immune response of the system. Márta Fenyő and Dr. Nándor Tóth, head physician of the laboratory, conducted jointly this crucial research at the beginning of the nineteen eighties. (4)

Márta professes: „I have always believed in this magnificent device. I have seen people recover from illness who long gave up hope of ever being healthy again. This experience and the uncompromising conviction gave me the tenacity to force my way through the hard years up to the time when we succeeded to turn the invention into a veritable healing device".

Notwithstanding the strenuous effort we failed to find a manufacturer in Hungary, but the Evolite lamp quickly became a success in Western Europe and in the United States.



MÁRTA FENYŐ

Inventor, physicist, biophysicist

STUDIES

1964-69 ELTE TTK, research physics major

1978-81 Institute of Biophysics, Semmelweis Medical University

PROFESSIONAL ACTIVITIES

1969-78 Research physicist at the Research and Development Institute of the Medicor Works. Early inventions: OPTIX X-ray image corrector, automated blood group determination, qualitative haemogram determination by digital image processing; research in the field of ultrasound diagnostics

1978-81 Research of the biological effects of laser light on molecular level at the Biophysical Institute of the Semmelweis Medical University

1987-88 Investigation of the immune modulating effect of polarized light in tumorous animals at the Joliot Curie Research Institute for Radiation Biology

1981-89 Development of the Evolite (later Bioptron) medicinal lamp; research of the medical uses of polarized light and its effects on the immune system

1989 Research of the effects of polarized light on the immune system at the Slade Hospital in Oxford (UK)

1995 Research of the effects of polarized light in the treatment of tumorous animals at the Bar Ilan University, Tel Aviv (Israel)

1990 Establishing and managing the Bioptron Medical Centre in Budapest until the present day

1999 Research and development of Sensolite®

AWARDS AND HONOURS

1985 WIPO (World Exhibition for Young Inventors): first prize for the Evolite lamp

1986 Zenith gold medal for the Evolite lamp

1987 Grand Prize of the Budapest International Fair (BNV) for the Evolite lamp

1996 Gold medal of the Eureka 96 International Invention World Expo in Brussels for the establishment and creation of the unique model of the Bioptron Medical Centre

1996 Prize of the Mayor of Brussels awarded once a year to inventions of great significance

1998 and 2002 GENIUS Prize of the GENIUS World Innovation Fairs for the invention of polarized light therapy and for its upgrade designed for the treatment of the entire surface of the human body

2000 Gold medal for the invention of polarized light treatment of the entire surface of the human body at the Eureka 2000 World Innovation Fair in Brussels (Belgium)

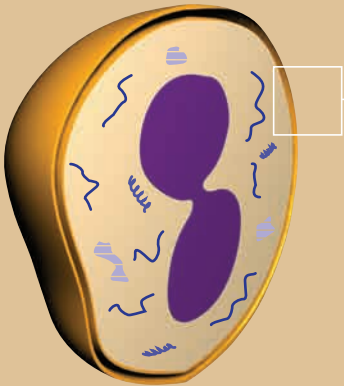
2006 Pro Familiae Lifetime Achievement Prize of the Ministry for Equal Opportunities for the significant role of polarized light therapy in human medicine



THE BIOLOGICAL EFFECTS OF POLARIZED LIGHT

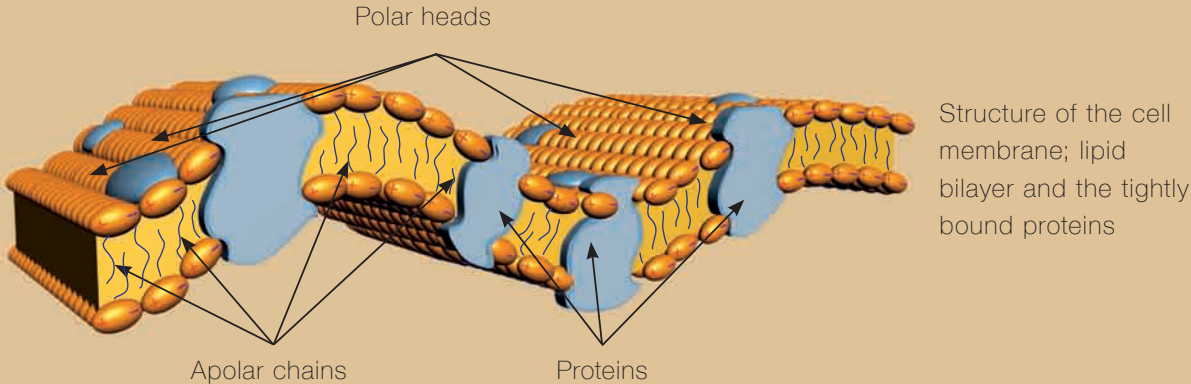
Figure 3 – EFFECTS OF POLARIZED LIGHT ON CELLS

Figure 3/A



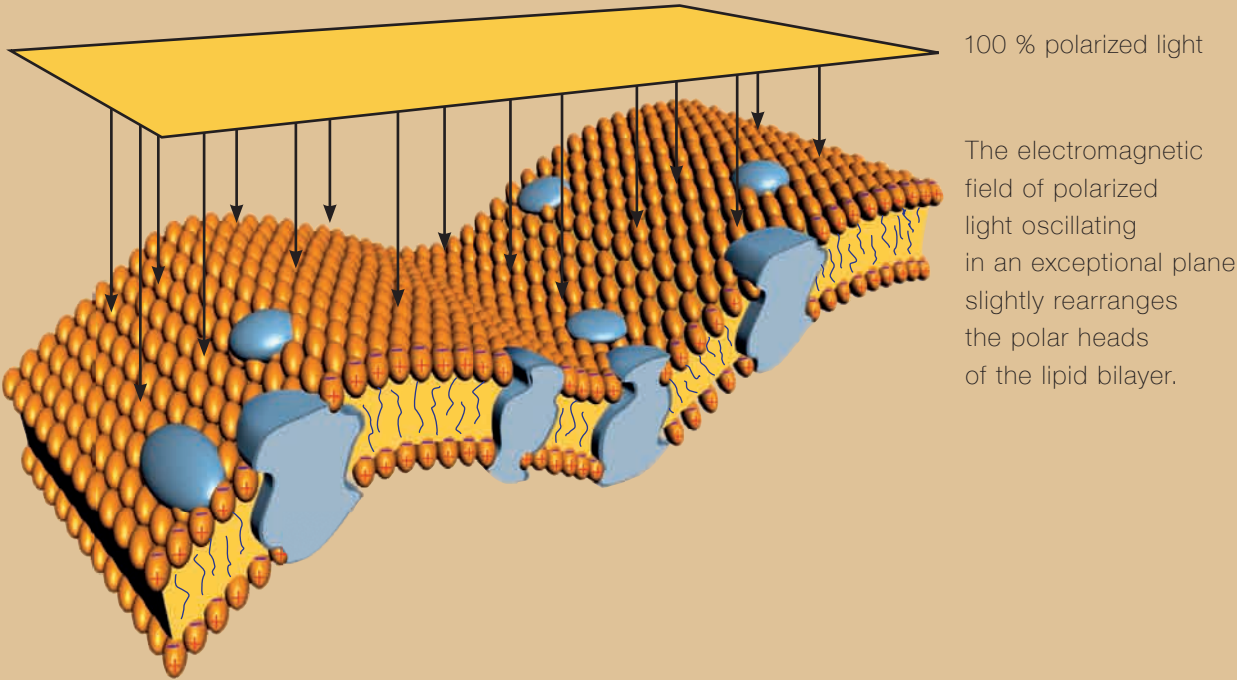
The cell

Figure 3/b



Structure of the cell membrane; lipid bilayer and the tightly bound proteins

Figure 3/c



100 % polarized light

The electromagnetic field of polarized light oscillating in an exceptional plane slightly rearranges the polar heads of the lipid bilayer.



There is a tight link between the lipid bilayer building up the cell membrane and the proteins bound to it. The membrane has the ability to transmit energy from the realignment of polar heads induced by polarized light towards the proteins that influence virtually all processes associated with cell activities, such as the

- energy production of cells,
- immune processes, and
- enzyme reactions, including also the active and passive transport processes.

The cell membrane plays a prominent biochemical role, therefore the conformation change induced by polarized light can influence significant biochemical processes, including

- recognition processes (anti-bodies, hormones),
- energy transfer and transformation, such as oxidative phosphorylation,
- information transfer (neurotransmitters),

- membrane fusions, and
- release of certain intracellular agents into the intercellular space. (4)
- Polarized light has a special effect on cells: it reaches cells as deep as 1 cm beneath the skin surface without heating up the tissues in-between. Owing to the low power density it is customary to call it the "gentle light". Of the many effects of polarized light the first one worth mentioning is its ability to increase the energy metabolism of the cell membrane and to rearrange and favourably realign the lipid molecules of the lipid bilayer that build up the cell membrane. By this means polarized light boosts the metabolism of cells and harmonizes cell function.



Furthermore, polarized light enhances the ability of red blood cells to bind and retain oxygen, stabilizes the membrane and thereby the stability of red blood cells in an anoxic environment (2). It enhances blood circulation; therefore the increased amount of oxygen reaches cells and organs faster. Investigations have proved that polarized light promotes the self-defence ability of the organism: stimulates the immune system, promotes the regenerative processes in the entire organism thereby assisting e.g. in wound healing. Polarized light has a direct beneficial effect on nerve endings, energy paths and nerve tissues proper: it soothes, eases or terminates pain. Polarized light normalizes off-balance biological processes.





HOW DOES POLARIZED LIGHT STIMULATE THE FUNCTION OF THE IMMUNE SYSTEM?

„Our earlier research projects proved that wounds and chronic ulcers treated with polarized light started to heal. Polarized light stimulates the self-defence mechanisms of the body. We found that cellular defence significantly intensified after light therapy. After treatment using polarized light white blood cells (neutrophil granulocytes) became more active: they ingested most of the bacteria in the intercellular space that prevented wound healing. The microscopic image made in the course of our investigations proved that following the treatment using polarized light the number of white blood cells other than phagocytes such as lymphocytes, monocytes, and eosinophilic cells significantly increased in the smear examined.

Apart from cellular defence we managed to stimulate humoral defence as well. The immuno-electrophoresis of the sample of wound exudate taken after one treatment unquestionably proved the significant increase of the absolute amount of eight kinds of vital immune proteins. Polarized light raised the protection of the human organism to a higher level” – explains Márta Fenyő about her research. (4)

„We assumed that, through the treatment using polarized light of shaped components of blood responsible for immunity in the living body, we could favourably influence malignant processes by boosting the immune system via the intensified blood stream. We brilliantly proved the assumption through a series of successful treatments of tumour-carrying animals such as mice and dogs with spontaneous cancer.”

Later on, the stimulating effect of the polarized light on the immune system was repeatedly proven in laboratory tests in vitro: it was shown that polarized light stimulates the activity of T-lymphocytes in the blood. Blast transformation of T-lymphocytes – the indicator of intensification of activity in tests in vitro – was triggered without any stimulating agent, by treatment using polarized light alone. (3)

Another experiment conducted at the beginning of the 1980s by Márta Fenyő and Professor Imre Lengyel, the head physician of the laboratory at the National Institute for Vascular Surgery proved that polarized light stabilizes the cell membrane of erythrocytes and steps up the ability of cells to bind and retain oxygen. (2)

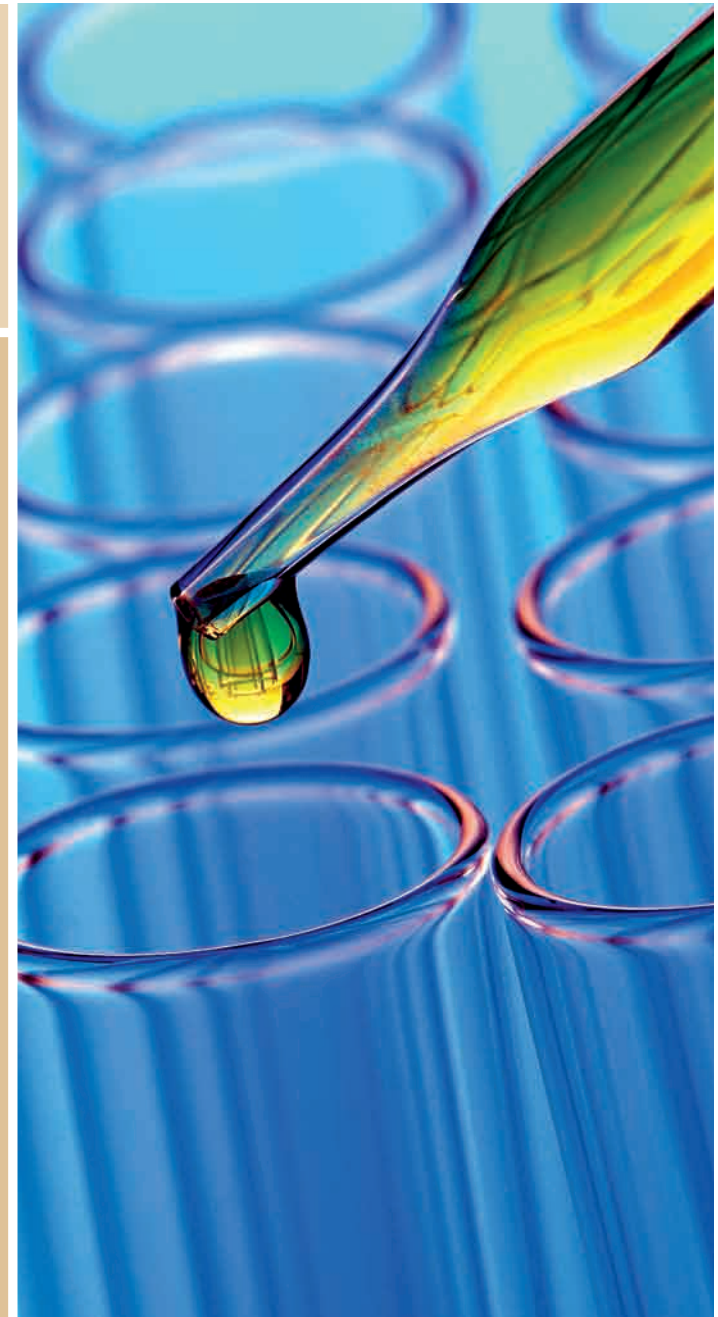


Figure 4 – MECHANISM OF STIMULATION OF THE FUNCTION OF THE IMMUNE SYSTEM

Samples were taken from exudates of crural ulcers; the smears made of the exudates were subject to microscopic evaluation before and after treatment using polarized light.




Figure 4/a – STATUS BEFORE LIGHT TREATMENT

The exudate contains only fragmented, unviable phagocytes (neutrophil granulocytes); there are a lot of bacteria in the intercellular space that prevent wound healing.




Figure 4/b – STATUS I AFTER LIGHT TREATMENT

The bacteria disappeared from the intercellular space because the powerful and healthy neutrophil granulocytes ingested them. Bacteria were detected in the intracellular space only.



Figure 4/c – STATUS II AFTER LIGHT TREATMENT

While exclusively neutrophil granulocytes appeared in the microscope image before treatment, other types of white blood cells typical for the stimulated status of cellular defence such as lymphocytes, monocytes and eosinophilic cells also appeared in the status after treatment.



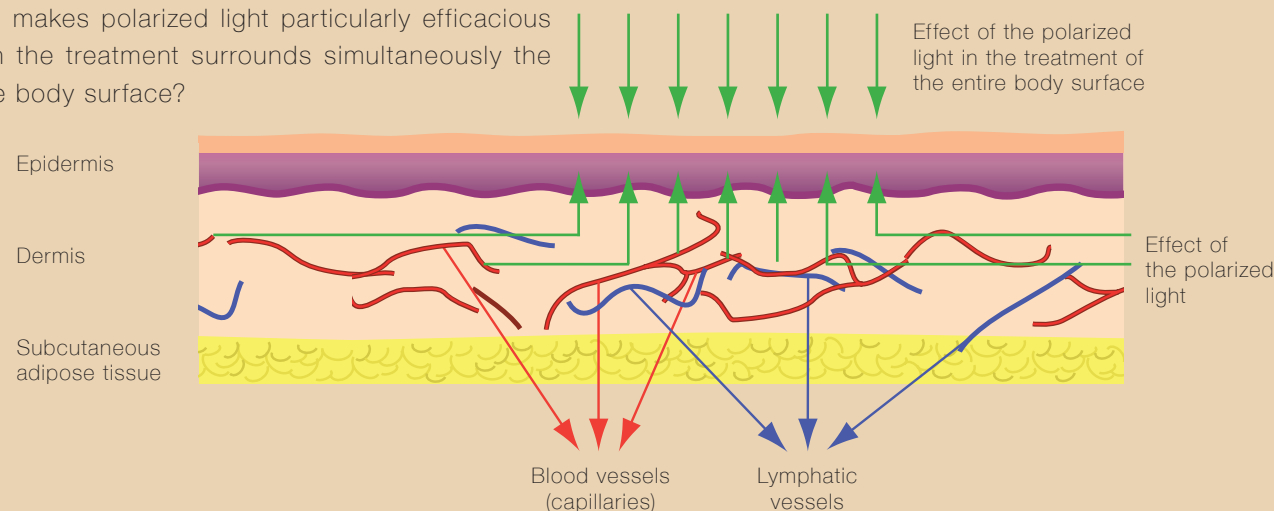
Based on the outstanding and spectacular results of earlier laboratory tests and treatments of animals one can safely declare that polarized light therapy is a truly natural method opening up a new chapter in the history of medical science. Sensolite®, the appliance suitable for the treatment of the whole body, offers a new method of treating patients either every day or several days a week. Light treatment induces changes in the blood that intensify the activity of immune cells, primarily white blood cells (1), (4), stabilizes the cell membrane of erythrocytes and improves their ability to bind and retain oxygen. (2) These beneficial effects reach each cell faster through the boosted blood circulation. A mediator suitable for storing and forwarding bio-positive information to other cells, organs systems, i.e. the entire human body is produced in the blood. (7) This is the reason why polarized light therapy – the natural method free of pain, discomfort and harmful side effects –

may be a valuable addition to the toolkit of tumour therapy. The researcher does not expect that polarized light would cure cancer, and neither would she replace the currently used and truly efficacious therapeutic methods, but she believes that the mobilization of self-defence system can indeed improve the health condition of patients by slowing down the progression of the malignant process. (7, 8, 9)

Harmless and without side-effects, Sensolite® therapy using polarized light is now available for everyone. The incident light directly impacts the membrane of somatic, red and white blood cells while the damaged cells are restored and regenerated, and biopositive information is transferred.

Figure 5 – WHAT MAKES THE DIFFERENCE BETWEEN THE EFFECTS OF LOCAL LIGHT TREATMENT AND SENSOLITE® LIGHT THERAPY?

What makes polarized light particularly efficacious when the treatment surrounds simultaneously the entire body surface?



During the surround treatment of the entire body surface i.e. the skin of the human body the beneficial effect of polarized light manifests almost immediately on all cells of the organism.

How does it happen?

The polarized light incident on the skin surface exerts a stimulatory effect on metabolism, circulation, cell regeneration and cell function. The surround effect of polarized light on the entire skin surface reaches the blood circulating in the capillaries including the shaped components thereby exerting a concurrent effect on all red and white blood cells.

Of the shaped components involved in blood circulation the immune-competent cells of intensified activity may,

proceeding from deep inside the body, reach almost immediately any part of the body and trigger their recognition and healing mechanisms. At the same time the red blood cells, that bind more oxygen under the effect of polarized light, transfer promptly the increased amount of oxygen to each organ and cell of the body thereby intensifying their activity and function.

Consequently the polarized light exerts, throughout the therapy, its biostimulating effect on all cells of the whole organism from inside and outside both, from the very first moment of the treatment.

This effect makes the difference between Sensolite® light therapy and the local treatment.

The beneficial effect of polarized light was also proven in the tumour therapy of animals: the results of treatment of malignant tumours in mice were truly surprising. The tests were conducted independently, on two separate groups of mice. The individuals of both groups carried Ehrlich Ascites Tumor in their bodies. After treating the spleens of one group of mice with polarized light we found that the growth of the tumour stopped.

Later we injected daily a small amount of the separated blood serum of the group of mice treated with polarized light into the bodies of untreated mice. We found that, due to the treatment, the malignant process stopped in the untreated group as well. Consequently a material was produced in the blood serum of animals treated by polarized light that stopped the progression of the malignant process. (7)

In another experiment conducted on mice the daily treatment using polarized light caused total recovery in some cases and significantly extended the life of animals carrying a highly aggressive sarcoma where the experimental life expectancy was 28 days. (8)

The blood of dogs with spontaneous cancer was treated daily with polarized light. Apart from stopping the progression and even retrocession of various kinds of tumour the parameters of blood indicating the immune activity also moved in the positive direction.

The mood and zest for life of the hitherto dejected dogs visibly and spectacularly improved. (9)



The beneficial effect of polarized light manifests itself in the entire function of the organism. It increases efficiency, improves the general state of health, stimulates resistance, reduces the phenomena of anxiety and stress disease thereby improving the quality of life.

REFERENCES

1. **Fenyő M., Mandl J., Falus A. (2002)**
Opposite effect of linearly polarized light on biosynthesis of Interleukin-6 in a human B lymphoid cell line and peripheral human monocytes. *Cell Biology International*, 26, 265-269
2. **Fenyő M., Lengyel I. (1995)**
Report about certain biochemical (in vitro) effects of the polarised light treatment (Research Report)
3. **Kubasova T., Fenyő M. (1988)**
Investigations on biological effect of polarized light. *Photochemistry and Photobiology*, 48, 505-509
4. **Fenyő M. (1984)**
Theoretical and experimental basis of biostimulation. *Optics and laser technology*, 16, 209-215
5. **Stäcker A.D. (1986)**
Förderung der Wundheilung durch Bestrahlung mit polarisiertem Licht. *Die Medizinische Welt*, 37, 1419-1423
6. **Stegmann W. (1985)**
Behandlung des Ulcus Cruris mit polarisiertem Licht. *Phlebologie und Proktologie*, 14, 96-97
7. **Kubasova T., Fenyő M. (1995)**
Effect of visible light on some cellular and immune parameters. *Immunology and Cell Biology*, 73, 239-244
8. **Szenci O., Fenyő M.**
Effect of polarized light on the morphology of spontaneous tumors of dogs through extracorporeal exposure of their blood. (Sent for publication to the „Veterinary Record”, London, UK)
9. **Fenyő M., Borberg, Kádár J. (1987)**
Method for in vivo treatment of tumorous tissues on body surfaces
10. **Apor P., Fenyő M., Fekete Gy. (1985)**
Myofascial syndromes and their treatment. *Hungarian Review of Sports Medicine*



SENSOLITE® THE HEALING LIGHT: THE NEW INVENTION



Throughout her career and in the course of a very large number of light treatments Márta Fenyő learnt a lot through experience about the “useful side effects” of polarized light treatment and about the directions of development urged by the patients’ needs. Both the experiences and the patient needs pointed into the evident direction of increasing the body surface treated concurrently by polarized light.

Several major factors contributed to the inception of the invention.

- Scientific investigations carried out in the past 30 years that proved the significant immune stimulating effect of polarized light.
- 18 years of curative experience at the Bioptron Medical Centre revealed concomitant “side-effects” of the healing of wounds, hairy head skin problems and other skin problems of patients, such as the improvement of physical capabilities, cerebral activity, general condition and reduction of anxiety and stressed condition.

Contrary to the earlier procedures Sensolite®, the novel invention, applies surround treatment using polarized light to the entire surface of the body.

In contrast to the currently available therapeutical appliances of mainly local effect the special feature of Sensolite® is its ability to promptly forward the vital healing information carried by polarized light to each and every cell of the living organism, whether or not such information is focused on prevention, treatment or recovery.

- The seriously ill animals treated with polarized light during the research projects became definitely livelier after treatment.
- It is a generally accepted experience that negative impacts from the environment, stress and negative psychic processes weaken the human immune system. Under the living conditions and lifestyle prevailing today there is hardly any time or opportunity to offset these negative impacts.

It is generally admitted and experimentally proven that treatment using polarized light stimulates the immune system, intensifies peripheral blood circulation, boosts the metabolism of cutaneous and subcutaneous tissues and protects the body even from the negative consequences of stress.

WHAT MAKES SENSOLITE® UNIQUE?

As far as our knowledge goes, there is no comparable complex method for the surround treatment of the entire body surface, developed for the objectives detailed above, capable of imparting a variety of concurrent beneficial effects to the human organism.



EXPERIENCES WITH THE USE OF THE SENSOLITE® BED FOR POLARIZED LIGHT
THERAPY

GENERAL EXPERIENCES

1. Surround treatment of the entire body using polarized light stepped up the zest for life, vitality, working ability and endurance; many patients reported higher agility and animation.
2. The treatment intensified the detoxification of the organism.
3. Respiratory diseases and cold that developed during the treatment were over much quicker than otherwise.



4. After a few light treatments the sight of patients improved in many cases to an extent that they could quit their glasses for the correction of long-sightedness. Moreover, a patient changed his glasses used for reading for another pair two dioptries weaker.

SPECIAL EXPERIENCES

1. A patient immobilized for years suffering from debilitating neurodegenerative disease was treated with Sensolite® every second day; after the third week of the therapy she started to feel her limbs, and after the fourth week she was able to move her left leg.
2. A patient with lung cancer started to breathe easier after the first treatment than before, when she received no light treatment.



PERSONAL EXPERIENCES

1. „In consequence of the Sensolite® treatment the pain in my rheumatic joints significantly eased. My general condition improved, and my sight improved so much after the second treatment that I could practically quit my glasses for the correction of long-sightedness.” Á.K.
2. „The strong pain persisting in my Achilles’ tendon for many years resisted all treatments of physical therapy. The second Sensolite® treatment significantly eased the pain and it stopped completely after the fifth treatment. That day I ran a distance in excess of 10 kilometres.” D.B. (Marathon runner)
3. „All treatments failed to relieve the strong pain caused by a chronic spinal injury due to several motorbike accidents, and the pain intensified to almost complete disability. The first Sensolite® polarized light treatment significantly eased the pain and I felt at the same time highly agile and buoyant. On the same day I was able to swim 30 minutes, run and do remedial gymnastics. After each treatment I felt vigorous and being charged with energy. This condition consolidated upon the on-going treatments; my complaints have nearly ceased.” B.M.

4. „I was diagnosed with multiple sclerosis. The Sensolite® treatments reduced the dizziness and now I feel more balanced, calmer and happier.” H.K.
5. „I have advanced multiple sclerosis. The Sensolite® treatment significantly improved my movement co-ordination and sense of equilibrium. Meanwhile, unfortunately, I had an accident: I fell down. The time I recovered from the injuries, however, was a mere quarter of the time of recovery from earlier accidents, and the treatment eased the pain to minimum.” SZ.T.
6. „Recently I had a compound fracture of the tibia, and my doctor estimated six to seven weeks to healing. The wound completely healed after a six-day Sensolite® treatment. In addition, the nut size adipoma on my arm was completely absorbed and the age spots on my skin disappeared.” M.E.
7. „My psoriasis significantly reduced after two treatments and disappeared after the fourth one. Then I had a soar throat with high fever, but the course of the disease was half of the usual. I experienced significant increase in vitality, my working capability and endurance multiplied.” I.G.
9. „My doctor estimated six to eight weeks to healing of the injury of my lumbar and riding muscle. The regular daily Sensolite® treatment stopped completely the pain after the fifth treatment.” J.G.
8. „I suffered a fracture of foot and metacarpus that failed to join after five weeks of encasement in plaster. The physician predicted 6 to 8 weeks to complete



MEDICAL EXPERTISE

„In response to Márta Fenyő's request I have sent patients with various diagnoses to test the Sensolite® bed for polarized light therapy. Based on the oral and written reports of patients and my own examinations it is safe to say that early experiences with Sensolite® show its beneficial effect in the regeneration of bone fractures proven by X-raying (the treatment halved the time to rehabilitation), easing the clinical symptoms and pain in the inflamed phase of rheumatoid arthritis, speeding up the course of viral infections, mitigating the inflamed phase of psoriasis, cicatrizing of clinically proven persistent crural ulcers (the treatment quartered the time to healing) and halving the time to healing of tendovaginitis.”

Dr Zsolt Knoll, (Orthopaedic surgeon)

ossification after the removal of the plaster, yet the ossification was complete after a mere 3 weeks thanks to the regular Sensolite® therapy. Since that time I returned to active sporting life and I feel well.”

T.A.B.

9. “After many years of ineffective treatment the Sensolite® therapy significantly improved my Lyme disease. After the first treatment I felt more balanced and calmer, my concentration and endurance

multiplied and I felt as before I got ill. I experienced agility during the day and complete cessation of sleep disorder at night.”

H.E.

10. „The pathological alopecia eased after five treatments. As a consequence of the SENSOLITE® polarized light therapy my general condition and endurance considerably improved.”

K.B.

As a result of the treatments the complaints of patients examined have eased or ceased completely. Most of them experienced the feeling of health and vitality as early as after the first treatment. The patients' reports concur in the feeling of being charged up with immense energy after treatments with polarized light that significantly boosted their vitality and zest for life.



PHYSIOLOGICAL EFFECTS OF SENSOLITE® WITH A PARTICULAR VIEW TO THE
TREATMENT OF SPORTSMEN

BACKGROUND

The joint research of Professor Imre Lengyel, the head physician of the laboratory at the National Institute for Vascular Surgery and Márta Fenyő conducted at the beginning of the 1980s brought the following results (2):

1. In vitro treatment of heart muscle cells with polarized light demonstrated structural changes in the cells in an anoxic environment that facilitated more efficient use of the restricted amount of oxygen available.
2. Polarized light affects the membrane of red blood cells so that the ability of red blood cells to bind and retain oxygen intensifies in an environment of oxygen deficiency, thus the red blood cells can supply the muscles with the vital oxygen even in an anoxic environment.

3. Polarized light treatment enhances the stability of the membrane of red blood cells and prevents the destruction of cell membrane caused by anoxic circumstances.

Polarized light stimulates the muscle cells to use oxygen more effectively.

Polarized light treatment improves the ability of red blood cells to bind and retain oxygen.

Polarized light protects and stabilizes the membrane of red blood cells.







WHAT MAKES POLARIZED LIGHT TREATMENT OF SPORTSMEN PARTICULARLY CRUCIAL?

Regular treatment of the entire body surface with polarized light promotes the development of muscle volume and brawn at efficiency in excess of the average. Light treatment has, beyond doubt, no harmful side effects.

All treatments can be performed using the 100 % polarized light emitted by Sensolite® in the visible and the near infrared spectrum. Sensolite® polarized light treatment secures benefits for sportsmen, particularly if they are treated for a few days before races. Sensolite® polarized light therapy

1. boosts the immunity of the organism thereby reducing the chance of illnesses;
2. enhances blood circulation and metabolism of the muscle cells thereby supplying muscles with more oxygen;

3. enhances the ability of red blood cells to absorb and bind oxygen thereby improving the oxygen supply of the muscles;
4. relaxes the muscles, if used regularly, has an antispasmodic effect, speeds up the absorption of lactic acid causing muscle stiffness or oedema caused by a bruise, because polarized light treatment promotes, along with blood circulation, lymphatic circulation as well;
5. eases the eventual arthritic or muscle pains and problems originating from injuries such as
 - rupture of a muscle,
 - sprain,
 - dislocation,
 - oedema,
 - haematoma,
 - and also relieves miofibrotic cramps (10).



WHO IS SENSOLITE® RECOMMENDED FOR? - HUMAN PERSPECTIVES


In the past years it was proved beyond doubt that polarized light therapy is suitable for successfully treating chronic skin diseases, extensive excoriation, rheumatic symptoms and many other pathological changes. Based on the research results we can safely declare that light can mobilize the natural defence mechanisms of the organism through the skin.

The field of application of Sensolite® ranges from the improvement of general condition through typical health problems to serious illnesses. The Sensolite® polarized light therapy is particularly efficacious in prevention, for the improvement of general condition and for boosting endurance. Along with helping people avoid flu even at the time of epidemics Sensolite® can also help in easing migraine and other kinds of headache.

Sensolite® improves the focusing ability through the intensification of the blood- and oxygen supply of the brain thereby boosting the cerebral activity; therefore it is definitely recommended for students before exams, for businessmen and managers before important meetings or presentations.

Not unlike other popular healing lamps, Sensolite® is perfectly suited for the prompt healing of wounds, easing local or whole-body rheumatic pains, treating psoriasis, age spots and other skin diseases, and for the healing of sports injuries and extensive burns. The experiences gathered so far show that Sensolite® treatment helped absorb adipoma, and beneficial effects are expected in the treatment of diabetes and even in enhancing sexual vigour.

Sensolite® is especially recommended for those who wish to preserve health, strengthen the organism, keep young or heal cells, if required. As the surround polarized light treatment of the body stimulates the natural defence mechanisms, it is recommended for regular use for prevention or for promoting recovery. The treatment is not tied to age limit; it may even be applied in infancy.

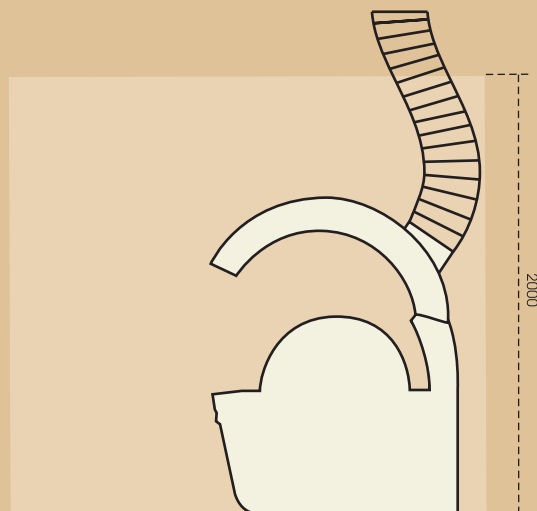
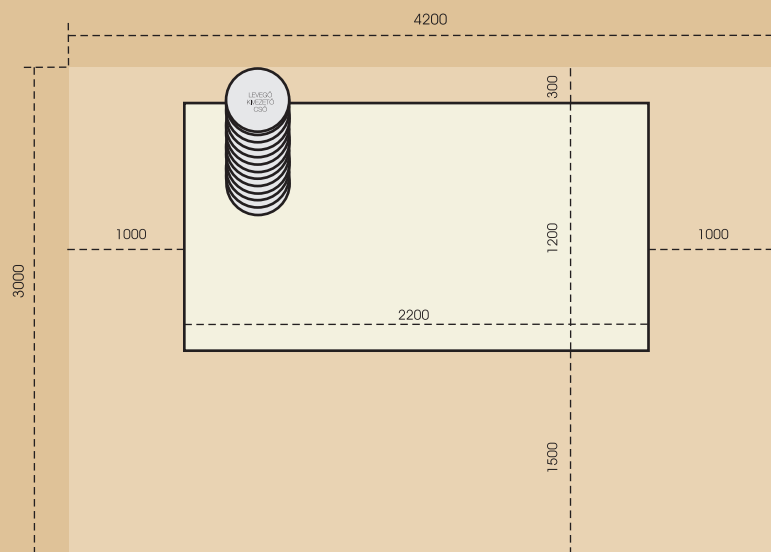
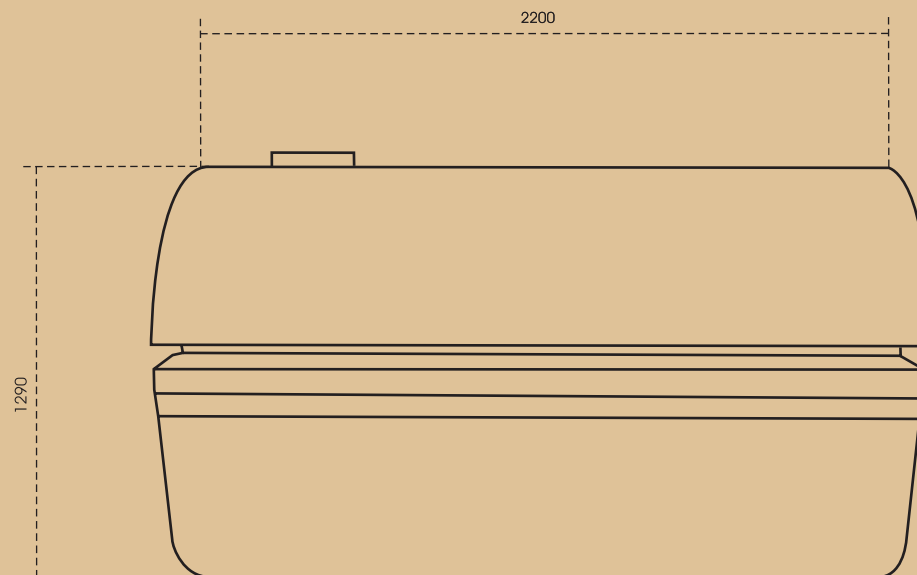
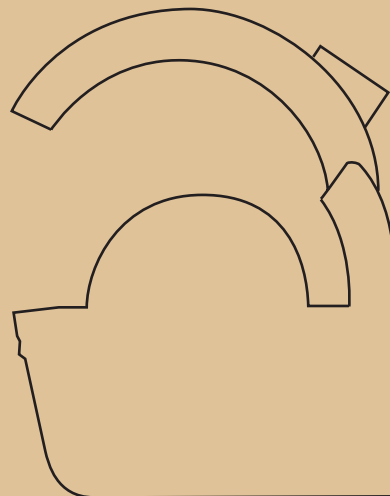
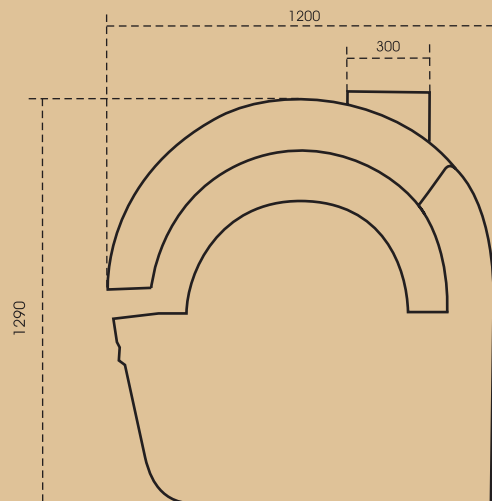


In a relatively short period of time of the Sensolite® polarized light therapy a large amount of energy to be utilized on physical and intellectual levels both is imparted to the human organism. Patients feel healthy and agile and being charged up with energy as early as after the first Sensolite® treatment.

In a comfortable and peaceful environment the Sensolite® bed for polarized light therapy offers deep relaxation while 1000 surround sources of polarized light pamper the body with soothing light and gentle treatment triggering the processes of biostimulation and autotherapy.



TECHNICAL SPECIFICATIONS




Size: 2200 mm x 1200 mm

Voltage: 230 V

Power: 4000 W

Power density: 4 mW/cm²
(At a distance of 30 cm)

Rate of polarization: 100 %



SENSOLITE®: THE POWER HEALING LIGHT

Light is life: it is indispensable for vision, perception, comfort, for life itself. The entire human body needs light: millions of sunbathers encompassed with light experience on the whole body the beneficial effects of light.

Would you like to live a healthier, better life even in your old age? Would you like to see your children and grandchildren grow up and take an active part in their upbringing? Would you like to feel full of zip from hair to toes and full of energy all the time? Then have a dip in the Sensolite® Healing Light® bath! Openness to expedient yet humane therapies is an attainment of the 21st century. Thanks to their rational, natural and anthropocentric properties these therapeutical processes have no harmful side-effects.



In the opinion of the inventor, Márta Fenyő, polarized light therapy is such an amazing healing method because its effects are always constructive and never destructive. Instead of the elimination of negative phenomena such as bacteria the core of Sensolite® therapy is the mobilization of intrinsic defence mechanisms of the organism.

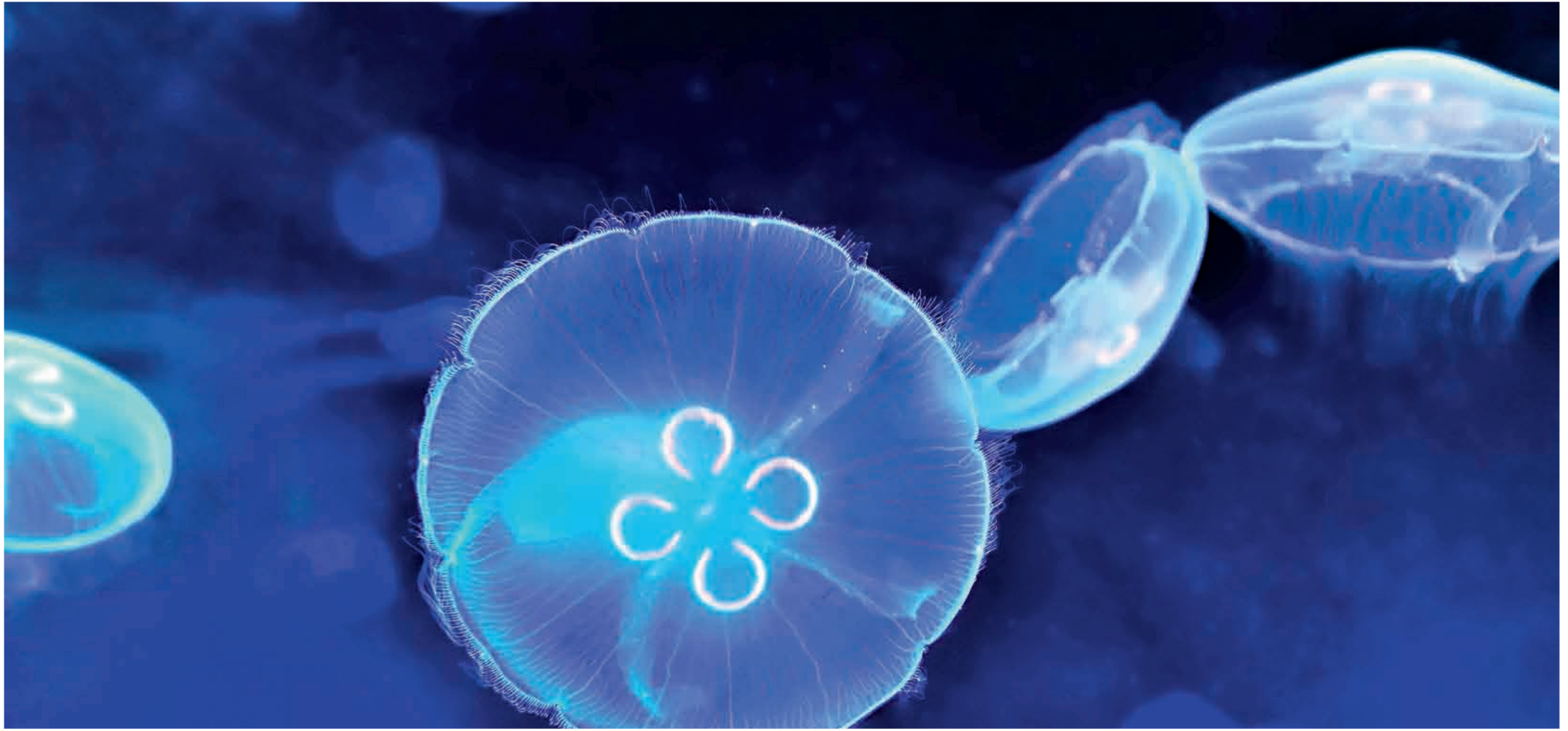
The key to your health is Sensolite® polarized light therapy. Use this key!

IS POLARIZED LIGHT A PANACEA?

No!

The ability of the human organism to regenerate to its native healthy condition is the veritable wonder. What polarized light adds to this wonder is the impetus that drives cell function towards the regeneration of the organism.





MÁRTA FENYŐ'S REFLECTIONS REGARDING POLARIZED LIGHT

„Throughout the years of my research efforts and having witnessed the healing of millions of patients I arrived at the conclusion that the extraordinary effect of polarized light on living organisms such as plants, animals and humans is not comparable to that of simple natural sunlight. By taking the courage of my conviction I trace back this effect to the origins of life on Earth.

Aeons ago, at the beginning, there was no trace of life on Earth, and mostly oceans covered the entire surface of the planet, with tiny patches of land here and there...

Reflected from the surface of the water the sunbeams shone on an islet; obeying the laws of physics this light was linearly polarized.

The electromagnetic field of reflected light arranged the simple molecules in the shallow waters of the sea-girt islet so that they were joined to form a helix, the progenitor of the double spiral, the transmitter of genetic information.

I assume that the sunbeams shining on the organic molecules reflected in the form of polarized light contributed to the evolution of life on Earth.

I am neither a philosopher, nor a researcher of the protohistory of Earth.

This is just a mind game that came into my mind and I wanted to share with everyone."



Interior design of SENSOLITE® POLARIZED LIGHT
THERAPY MEDICAL CENTRES in the franchise
network



TANÚSÍTVÁNY

A tanúsítvány száma: 8-061-380-0901

Az Egészségügyi Minőségfejlesztési és Kórháztechnikai Intézet (előző név: ORKI), mint az 1993. évi XCVI. törvény 2. § (6) bekezdés f) pontja alapján minőségi tanúsítványok kiadására jogosult intézmény tanúsítja, hogy a gyártó:

POLÁRIUM Kft.
1139 Budapest, Rozsnyai u. 11.

terméke:

Sensolite
Polarizáltfény-terápiás ágy

ALKALMAS

a gyártó által megjelölt alkalmazási célra

Kiadva a következő számú szakvélemény alapján: KI-38/150/2008

Ez a tanúsítvány a fenti számú szakvéleményben azonosított és jellemzett termékkel megegyező termékekre érvényes.

A tanúsítvány kiadása a 268/1997. (XII. 22.) Korm. rendelet 24/L. § (3) bekezdésének felhatalmazása alapján az Intézet által meghatározott szakmai ellenőrzési előírások szerint történt.

Ezt a tanúsítványt kizárólag az 1993. évi XCVI. törvény 2. § (6) bekezdés g) 8. pontja szerint az önkéntes egészségpénztárak által történő támogatás céljából adtuk ki és nem helyettesíti a forgalomba hozatalhoz esetlegesen szükséges engedélyeket.

Ezen tanúsítvány a kiadásától számított 3 évig érvényes.

Kiadva: Budapest, 2009. 01. 12.



ORKI A4053

.....
Főigazgató



.....
Tanúsító Iroda vezető

Egészségügyi Minőségfejlesztési és Kórháztechnikai Intézet
Institute for Healthcare Quality Improvement and Hospital Engineering



Előző név: Orvos- és Kórháztechnikai Intézet
Institute for Medical and Hospital Engineering
Dózs utca 3. H-1125 Budapest

Tel: +36 1 356 1522
Fax: +36 1 375 7253
Internet: www.orki.hu



Állami Népegészségügyi és Tisztiorvosi Szolgálat
Országos „Frédéric Joliot-Curie”
Sugárbiológiai és Sugáregészségügyi Kutató Intézet
Főigazgatóság

Intézetvezető: Dr. Turai István, PhD, MPH, mb. főigazgató főorvos

1221 Budapest, Anna u. 5. 1775, Budapest Pf. 101
Telefon: (+36-1)-482-2001 (+36-1)-482-2002 Fax: (+36-1)-482-2003
E-mail: radbiol@hp.orki.hu



Iktatószám: 1777-1/08.

Tárgy: szakvélemény
Ügyintézőnk: Bakos J.
Hiv. szám:
Ügyintézőjük: Klein Péter

SUGÁRVÉDELMI SZAKVÉLEMÉNY
fényterápiás ágyról

A Polárium Kft., 1139. Budapest, Rozsnyai u. 11., 2008.11.25-én kelt levele alapján megbízta az OSSKI-t a Sensolite típusú fényterápiás ágy sugárvédelmi mérésével és szakvéleményezésével.

Méréseinket a Kft. telephelyén (1139. Budapest, Rozsnyai u. 11.) végeztük 2008.12.01-én.

A mért értékeket a 1777/4024/08. számú mérési jegyzőkönyv tartalmazza.

Az mérési eredmények kiértékelésekor – az ICNIRP sugárvédelmi határértékeit vettük figyelembe. (Guidelines on limits of exposure to broadband incoherent optical radiation (0,38 to 3 µm), Health Physics 1997, 73: 539-554.)

Mérési eredmények értékelése:

Az ajánlás bőrré a 380-3000 nm hullámhossztartományban 20000t¹⁴ J/m² besugárzottságot enged meg, maximum 10 másodperces időtartamra, amely 10 másodpercre 35565 J/m² besugárzottságnak, illetve 3556,5 W/m² sugárzott felületi teljesítmény értéknek felel meg. Ennél hosszabb expozíciós időre nincs megadva ajánlás.

A méréseink alapján megállapítható, hogy a Sensolite típusú fényterápiás ágy tervezett rendeltetészerű használata esetén a nemzetközi ajánlásban bőrré megadott határértéknél nagyobb optikai sugárzás nem mérhető a kezelt személy feltételezett helyén.

A kezelés alatt a kezelt személy szemének védelméről megfelelő védőszemüveggel kell gondoskodni.

Szakvéleményünk csak a mérési jegyzőkönyvben leírt típusú készülékre alkalmazható.

Budapest, 2008. december 4.



Dr. Turai István
mb. főigazgató főorvos

EMC összefoglaló vizsgálati jegyzőkönyv

Összefoglaló vizsgálati jegyzőkönyv száma: 21202008-0057/EMC/A

A vizsgálatot végző intézmény:

TECH MERTCONTROL Kft.
EMC Laboratórium
2092 Budakeszi, Szőlőskert u. 5.
Telefon: (23) 456-838, Fax: (23) 457-043

A vizsgálatot megrendelte: Polárium Kft.

1139 Budapest, Rozsnyai u. 11.

A vizsgálat helye: Polárium Kft.

1139 Budapest, Rozsnyai u. 11.

Az alábbi mérés megfelelnek az MSZ EN 60601-1-2:2002(2001/A1:2006)-es szabványban előírt vizsgálatoknak.

A Sensolite Polarizált Fényterápiás Ágy-on (No: 2001) az alábbi EMC vizsgálatot végeztük a következő eredménnyel:

Zavarkibocsátási mérések	
Mérési jegyzőkönyv megnevezése:	Vezetett zavar mérése a hálózati csatlakozásokon MSZ EN 55011:2007(2007/A2:2007) szerint
Mérési jegyzőkönyv száma:	21202008-0057/EMC/B
Mérési jegyzőkönyv terjedelme:	7 oldal
Minősítés:	Megfelel

A jegyzőkönyv kiadásának időpontja: Budapest, 2008. 12. 31.

A mérést végezte: Hodossy Béla

P.H.

Felelős vezető: Kovács László



Ezen mérési jegyzőkönyv nem másolható a TECH MERTCONTROL EMC
Laboratórium írásbeli engedélye nélkül!

Sensolite® is a medical appliance protected under worldwide patent.

If you are interested in the **Sensolite®** polarized light therapy, find out more about the locations where equipment is operated at **www.sensolite.hu**

For information on business offers regarding the operation of **Sensolite®** contact us by telephone: +361/238-0226; by fax: +361/238-0227; Email: **info@sensolite.hu**, or send mail to our headquarters at 11 Rozsnyai Street, 1139 Budapest, Hungary.

The text, photos and figures of the catalogue are protected under copyright law. Unauthorized use and reproduction is punishable under the law.

Visit the exhibition parlour of the **Sensolite®** franchise network at 1 Béla Komjádi Street, 1023 Budapest, Hungary.